



LEVEL 1
FROM AGE 3
ONWARDS

LET'S EXPLORE BRITTANY!



MUSÉE DÉPARTEMENTAL BRETON
QUIMPER

FUN-BOOKLET



Hello ! Welcome to the Musée Départemental Breton, my name is **Maëlle** and I'm your guide.

This booklet is a fun way to discover works of art and objects linked to Brittany.


You will find a page of stickers to answer some questions. If there aren't any in this booklet, please ask for some at the Museum reception desk !

There are just a few rules to follow in the museum :

- Don't go too close to the art works
- Don't touch them
- Don't mark anything with your pencil

But you can :

- Have fun, look at everything, dream
- Walk around, backwards and forwards
- Ask questions
- You don't have to look at everything !



The answers to the puzzles are available at the Museum reception desk.



This timeline shows all the different ages we're going to explore together...



Let's go !



METAL AGES AND ANTIQUITY




Look at this stone in the 1st room and draw a circle around what is carved on it.



Look carefully at the floor tiles in the middle of the room.

They are made from white stone, black slate and red brick.

Find the stickers for the 3 missing pieces and put them in the right place.



MIDDLE AGES AND MODERN ERA



Now let's jump forward 1,000 years! Here we are at the end of the Middle Ages. Find the stained glass window shown below in this room.

Look at it carefully and fill in the missing colours!



Find this statue. How would you describe the expression on its face?

Put a circle around the right answer and try to copy it!



Happy



Thoughtful



Angry



This person is carrying an animal on his book. What is it?

Find the statue of Saint John the Baptist (Jean-Baptiste), patron saint of shepherds, and put a circle around the right answer.



a cow



a lamb



a pig



a hen

Did you know...?

A saint is a person who only does good things. For Christians, saints are the link between people and God. People ask for their protection by praying and offering gifts.

CONTEMPORARY ERA : FASHION AND PHOTOS

CONTEMPORARY ERA

CONTEMPORARY ERA

1789

The French Revolution

In Brittany, specific clothes were worn according to where people lived, how old they were, and also for special occasions. Around 1850-1900, a lot of photographers took pictures of Breton men and women in local costume.

Find the photos below in Rooms 5 and 6 and complete the pictures with the correct stickers



Help our two friends to get dressed by drawing a line from the different clothes to the right place on the right person.

Hat / tog

Headdress / koef

Aven costume

Glazig costume (Quimper)

Bodice / korfenn

Trousers
Otoù hir

Skirt / brozh
and apron / tavañjer

Waistcoat / jiletenn
and jacket / chupenn



CONTEMPORARY ERA : BRETON FURNITURE

REGIONAL POTTERY




1789
The French
Revolution

Today

Find this wooden chest and complete the picture by putting stickers in the right place.



Find these objects and complete the picture by putting stickers in the right place.



Find this piece of Breton furniture.
Everybody had one of these around 100 years ago !
What do you think it was used for ?

Put a circle around the right answer !



Having
a wash



Eating



Sleeping

This object features a picture of musicians and dancers wearing Breton costume.

Look carefully at the platter and imitate one of the people or even the whole scene ! 😊



Draw the object you like best
in the Museum here !



Follow us and share your experiences on social networks :

 [musee.departemental.breton](https://www.facebook.com/musee.departemental.breton)

 [musee.breton](https://www.instagram.com/musee.breton)



Credits : collection Conseil départemental du Finistère

© Musée départemental breton, Quimper - Creation : Musée départemental breton 2023

Production : Traductiongrafik

Imprimerie du Conseil départemental du Finistère